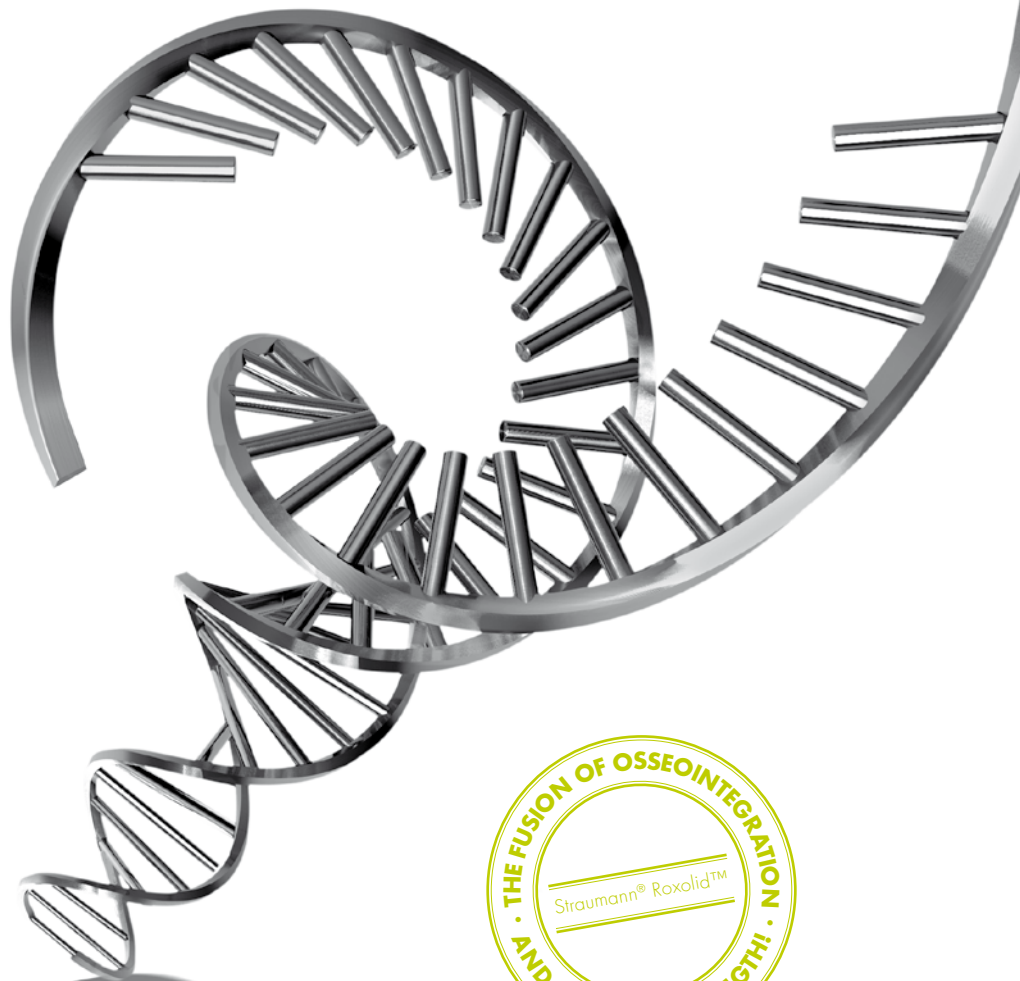




# ROXOLID™

THE NEW "DNA" OF IMPLANT MATERIALS



COMMITTED TO  
**SIMPLY DOING MORE**  
FOR DENTAL PROFESSIONALS

"IF YOU REALLY WANT TO MAKE NARROW DIAMETER IMPLANTS, NEW MATERIALS WILL BE NEEDED."<sup>1</sup>

Jan Gottlow, University of Goteborg

### CLINICAL APPLICATIONS OF ROXOLID™ SMALL DIAMETER IMPLANTS

There are situations where larger diameter implants may pose some issues.

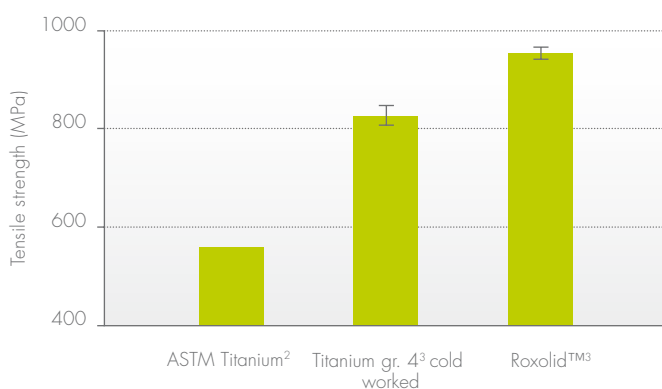
With Roxolid™ clinicians can address these situations, such as:

- Narrow interdental space
- Thin alveolar ridge
- Congenitally missing lateral incisors
- Maximization of bone and vascular supply
- Maximization of facial bone support

Differentiate yourself and your practice by offering Roxolid™.

### CONFIDENCE WHEN PLACING SMALL DIAMETER IMPLANTS

Implants are exposed to high forces and need to demonstrate good osseointegration. These factors are especially important when small diameter implants are chosen due to their reduced size. The combination of the Roxolid™ material and the SLActive® surface specifically addresses these two parameters. Mechanical tests have demonstrated higher strength of Roxolid™ implants compared to pure titanium implants<sup>2,3</sup>. This high strength is combined with the hydrophilic SLActive® surface, whose excellent osseointegration properties have been shown in various pre-clinical<sup>4</sup> and clinical studies.<sup>5</sup> This delivers peace of mind for treatments with small diameter implants.



**Fig. 1:** Tensile strength of Roxolid™ is superior to annealed and cold worked titanium<sup>2</sup>



**Fig. 2:** Histological analysis showing Roxolid™ (left) and titanium (right). They have shown a better bone in-growth behavior of Roxolid™ compared to pure titanium<sup>4</sup>



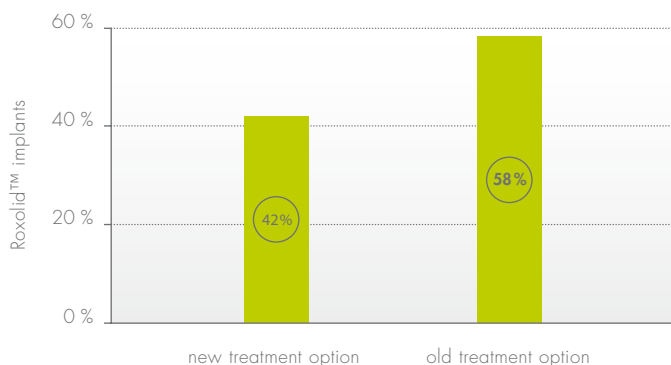
"IF WE ARE GOING TO REDUCE DIAMETER WE NEED SOMETHING STRONG."<sup>1</sup>

Stephen Barter, Eastham Dental Institute

### FLEXIBILITY OF HAVING MORE TREATMENT OPTIONS

When treating patients, you want to make sure to offer them the best possible solution at all times. Therefore, you need the freedom to choose the solution you want to deliver. Due to limitations of current small diameter implants, treatment options might be reduced because of mechanical aspects, limitations regarding indications or missing prosthetic flexibility. In a non-interventional study, it has been observed that Roxolid™ implants have been used for many clinical situations.<sup>6</sup> Roxolid™ small diameter implants provide a wide range of treatment options. This supports you in choosing the optimal solution for your patients in specific clinical situations.

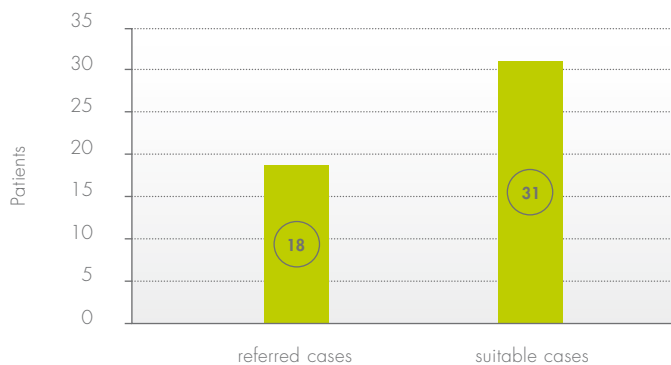
#### New treatment options chosen with Roxolid™ Ø 3.3 mm implants



**Fig. 3:** The non-interventional study demonstrates that in nearly 50 % of the cases, Roxolid™ implants have been used where small diameter implants were previously avoided<sup>6</sup>

### DESIGNED TO INCREASE PATIENTS' ACCEPTANCE OF IMPLANT TREATMENT




Patients' requirements are becoming more complex. Accordingly, you strive to offer them an optimal solution and comfortable treatment. In order to meet their needs you can differentiate your practice through the benefits of small diameter implants. Roxolid™ offers greater confidence when placing small diameter implants. Roxolid™ implants can be the solution you are looking for.



**Fig. 4:** A market survey has shown that out of 31 patients which are suitable for implant treatment, 18 patients are referred to a treatment.<sup>7</sup> Roxolid™ implants are designed to increase this acceptance for implant treatment

# ROXOLID™

## TREATMENT OPTIONS WITH ROXOLID™ Ø 3.3 mm IMPLANTS

	Clinical situation	Implant solution	Prosthetic solution	Prosthetic options
<b>Fully edentulous</b>		2 x Ø 3.3 mm Roxolid™ implants or more	<ul style="list-style-type: none"> <li>■ Fixed denture</li> <li>■ Removable denture</li> </ul>	<ul style="list-style-type: none"> <li>■ Bar</li> <li>■ LOCATOR®<sup>8</sup></li> <li>■ Retentive anchor</li> <li>■ Magnets</li> <li>■ synOcta®</li> </ul>
<b>Partially edentulous</b>		2 x Ø 3.3 mm Roxolid™ implants or more	<ul style="list-style-type: none"> <li>■ 2 single crowns for double tooth gap</li> <li>■ 2 or more unit bridge (cemented or screw-retained)</li> </ul>	<ul style="list-style-type: none"> <li>■ Entire TL portfolio</li> <li>■ Entire BL portfolio</li> </ul>
<b>Single tooth</b>		1 x Ø 3.3 mm Roxolid™ implant	<ul style="list-style-type: none"> <li>■ Screw-retained crowns</li> <li>■ Cemented crown</li> </ul>	<ul style="list-style-type: none"> <li>■ Entire TL portfolio</li> <li>■ Entire BL portfolio</li> </ul>

<sup>1</sup> Starget 01/09

<sup>2</sup> Norm ASTM F67 (states min. tensile strength of annealed titanium)

<sup>3</sup> Data on file, used for all Straumann® titanium and Roxolid™ implants

<sup>4</sup> Gottlow J et al. Preclinical data presented at the 23rd Annual Meeting of the Academy of Osseointegration (AO), Boston, and at the 17th Annual Scientific Meeting of the European Association for Osseointegration (EAO), Warsaw

<sup>5</sup> Stone P, "Experience new confidence and freedom with small diameter implants", 1 yr preliminary data of pilot study, oral presentation at the EuroPerio 2009, Stockholm

<sup>6</sup> Non-interventional study, status 21th July 2009, data on file

<sup>7</sup> Data from 2200 Riegl surveys conducted in Germany, 2008

<sup>8</sup> LOCATOR® is a registered trademark of Zest Anchors, Inc., USA